

Architecture of HEVC /H.265 Using Pipeline Operation

¹G. Sankarbabu, ¹M. Anto Bennet, ²V. Thayanantha Krishnan,
²P. Srinivasan and ²R. Vivek

¹Professor, Department of ECE, VELTECH, Chennai, india

²UG Student, Department of ECE, VELTECH, Chennai, india

Abstract: The included selection effectiveness and aesthetic quality that's provided by the most recent HEVC(HIGH EFFICIENCY VIDEO CODING) typical is mainly achieved at the expense of a substantial improve of the computational difficulty at the encoder and decoder. But, such included difficulty considerably compromises the implementation with this typical in computational and power confined products, including stuck techniques, portable and battery provided devices.To bypass that restriction, that report proposes the exploitation of stuck GPU products currently equipping several state of the artwork SoCs to increase the HEVC in-loop filters (i.e. de-blocking filtration and taste flexible offset).The shown methods comprehensively use equally great and coarse-grained parallelization options of the filters in a NVIDIA Tegra GPU.

Key words: HEVC • Embedded system • GPU • NVIDIA [1]

INTRODUCTION

That report gift ideas a low-power programmable option for HEVC [2] in-loop selection centered on three similar TTA cores.The TTA cores are synthesized utilizing the UMC 90-nm typical mobile selection and the door rely of every primary is 80K door equivalent and the ability usage is between 12.6 and 13.1 mW per primary with respect to the accomplished program. The creation quality H.264/AVC encoder is weighed against eBrisk Movie (production quality HEVC mplementation [3]). Visitors favoured eBrisk protected movie at about half the touch charge in comparison to x264 in 62.4% trials. These checks make sure HEVC produces related subjective quality at half the touch charge of H.264/AVC. Pressure efficiency evaluation in HEVC- by Tabatabai *et al.*, in [E200] explains at length the subjective and goal quality contrast of HEVC with H.264/AVC.

Proposed System: To prevent the added difficulty of the decoding method described by the HEVC standard [4], that report planned an efficient parallelization of the in-loop filtering adventures [5] (DBF and SAO) of the

HEVC decoder by adopting minimal energy GPU accelerators of embedded systems. To attain such target, the shown methods carefully use both great and coarse-grained parallelization [6] techniques in a built-in perception, by re-designing the execution sample of the involved adventures, while simultaneously coping making use of their natural computational difficulty targeting embedded GPUs [7].

Hevc Encoder Block Diagram with Lossless Coding Mode

DCT: The discrete cosine convert (DCT) helps split the picture into parts (or spectral sub-bands) of varying significance (with respect to the image's visible quality). The DCT is comparable to the discrete Fourier convert: it turns a signal or picture from the spatial domain to the volume domain.

Coding Tree Unit: Development tree model (CTU) is the basic running model of the Large Effectiveness Video Development (HEVC) movie [8] normal and conceptually corresponds in structure to macroblock products which were found in several past movie standards. CTU can be known as largest code unit.

Construction and Working
Evolution of Video Coding Standards:

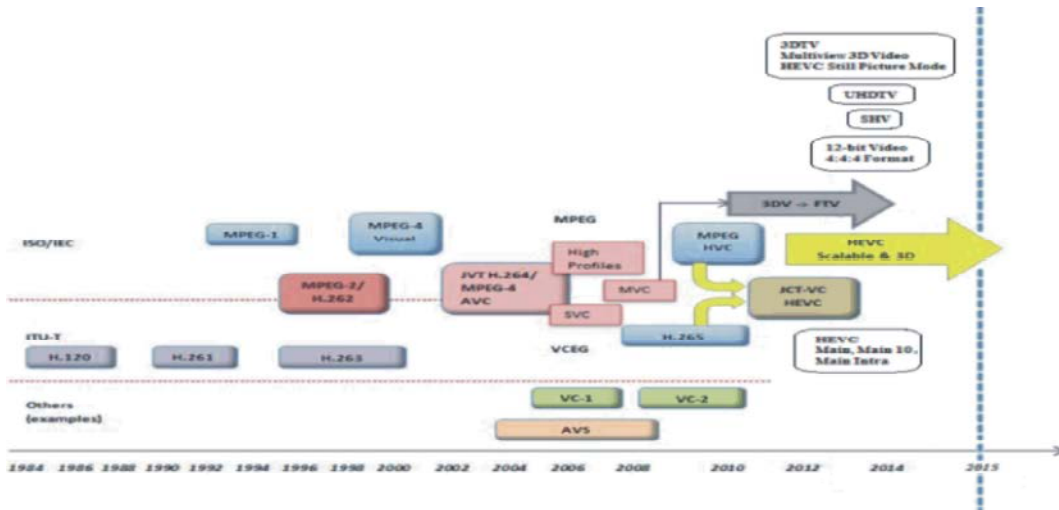


Fig. 1: Evolution of video coding standards

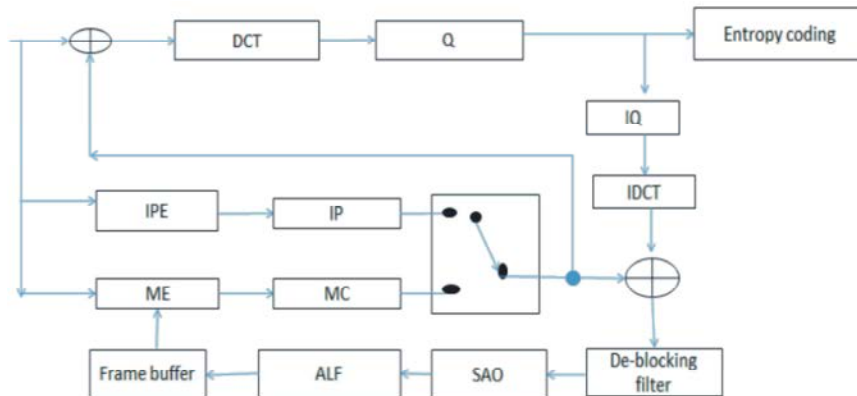


Fig 2: HEVC encoder block diagram with lossless coding mode

Entropy Coding: The process of entropy code (EC) can be separate in two parts: modeling and coding. Modeling assigns probabilities to the representations and code creates a bit series from these probabilities. As recognized in Shannon's supply code theorem, there's a relationship between a symbol's likelihood and its similar bit sequence. A image with likelihood g gets a bit series of length- $\log(p)$.

In order to obtain a good retention rate, a precisepropability estimation is needed. Because the product is responsible for the likelihood of each image, modeling is one the main tasks in knowledge compression.

Sample Adaptive Offset: The key concept of SAO is to lessen trial distortion by first classifying reconstructed samples into different categories, obtaining an counteract

for every single category and then putting the counteract to each trial of the category. The counteract of each category is effectively calculated at the encoder and clearly signaled to the decoder for lowering trial distortion successfully, whilst the classification of each trial is performed at both the encoder and the decoder for preserving side data significantly.

Adaptive Loop Filtering: Versatile Loop Filtering that minimize storage bandwidth, storage size needs and number of computations.

Motion Compensation: Motion compensation (MC) is really a critical component with regards to computational complexity and storage bandwidth.

MC has high resolution considerably raises throughput and decreases storage traffic.

RESULT

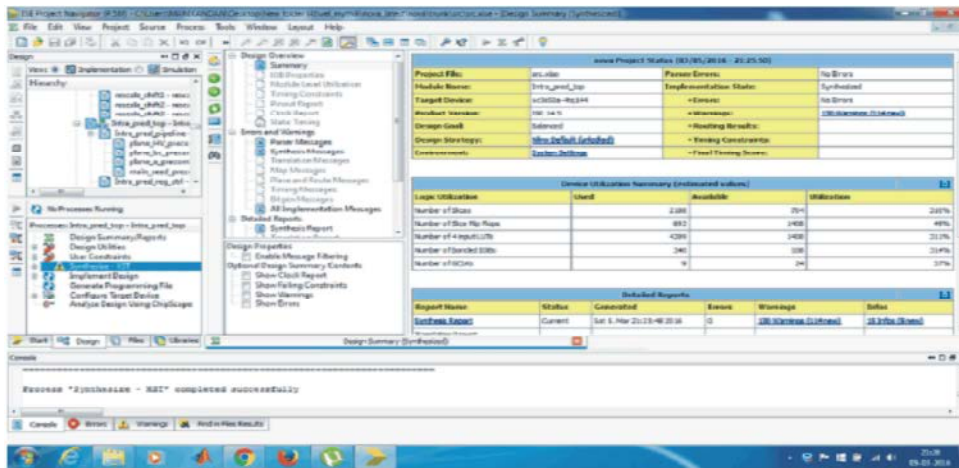


Fig. 4: performance of area report

Simulation Output:

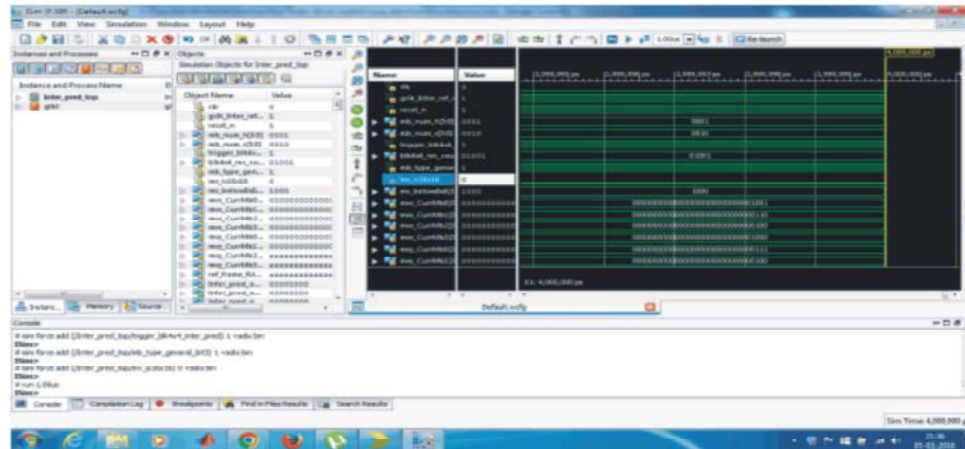


Fig. 5: simulation output

Rtl Design:



Fig. 6: Performance of RTL diagram

Intra Prediction Design:

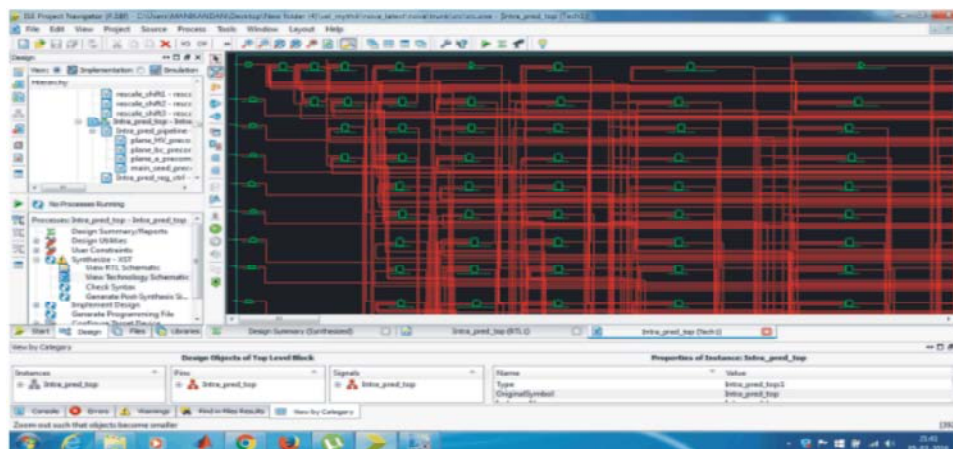


Fig. 7: intra prediction design

REFERENCES

1. NVIDIA, R., 2007. CUDATM Compute Unified Device Architecture Programming Guide, NVIDIA Corporation, version 1.0: Jun. 2007 (and subsequent editions).
2. JCT-VC, 2013. High Efficient Video Coding (HEVC), ITU-T Recommendation H.265 and ISO/IEC 23008-2, ITU-T and ISO/IEC JTC 1, Apr. 2013.
3. Bossen, F., B. Bross, K. Suhring and D. Flynn, 2012. "HEVC complexity and implementation analysis," Circuits and Systems for Video Technology, IEEE Transactions on, 22(12): 1685-1696, Dec 2012.
4. Fu, C.M., E. Alshina, A. Alshin, Y.W. Huang, C.Y. Chen, C.Y. Tsai, C.W. Hsu, S.M. Lei, J.H. Park and W.J. Han, "Sample adaptive offset in the HEVC standard," Circuits and Systems for Video Technology, IEEE Transactions on, 22(12): 1755-1764, Dec 2012.
5. Norkin, A., G. Bjøntegaard, A. Fuldseth, M. Narroschke, M. Ikeda, K. Andersson, M. Zhou and G. Van der Auwera, 2012. "HEVC deblocking filter," Circuits and Systems for Video Technology, IEEE Transactions on, 22(12): 1746-1754.
6. "Open CL parallelization of the HEVC de-quantization and inverse transform for heterogeneous platforms," in Signal Processing Conference (EUSIPCO), 2014 Proceedings of the 22nd European, Sept 2014, pp: 755-759.
7. de Souza, D.F., N. Roma and L. Sousa, 2014. "Cooperative CPU+GPU / filter parallelization for high performance HEVC video codecs," in Acoustics, Speech and Signal Processing (ICASSP), 2014 IEEE International Conference on, May 2014, pp: 4993-4997.
8. Sullivan, G.J., J. Ohm, W.J. Han and T. Wiegand, 2012. "Overview of the high efficiency video coding (HEVC) standard," Circuits and Systems for Video Technology, IEEE Transactions on, 22(12): 1649- 1668, Dec 2012.