

Allelopathic Effect of Various Organs of Walnuts (*Juglans regia*) on Seed Germination of Wheat

¹Iman Bajalan, ²Masoumeh Zand and ²Shahram Rezaee

¹Young Researchers Club, Borujerd Branch,
Islamic Azad University, Borujerd, Iran

²Department of Agriculture, Islamic Azad University, Borujerd Branch, Borujerd, Iran

Abstract: This research is an attempt to analyze the allelopathic effect of various organs of walnut on germination of wheat experimentally and in a quiet accidentally frame of 10 treatments and 4 replications for it. The treatments of the experiment included an aqueous extract of the root, leaf and fruit's green peel and distilled water. The results showed the strong allelopathic effect of the extract of *Juglans regia* on germination of wheat in such a way that the statistical comparison indicates the reduction of germination percentage of seeds in treating the aqueous extracts in comparison with control. Therefore, extract of walnut might be useful as natural herbicides and might also contain numerous growth inhibitors that could be used for the development of biological herbicides.

Key words: Aqueous extract • Allelopathy • Germination • Walnut's various organs

INTRODUCTION

Regarding the widespread and indiscriminate use of chemical poisons especially herbicides in the last decade taking use of allelopathic plants and also their remainders in the soil in order to control the plants and provide the suitable condition of growth has been considered [1]. Broad and extensive researches have been done on this issue. The researches show significant reduction of the parameters which are relevant to germination of various numbers of wheat in reaction to the allelopathic activity of aqueous extract of some weeds [2]. In other experiments the extract of aerial organ and saffron chromium and walnut leaf were tried on wheat plant and all of them indicated the reduction of germinating speed of wheat [3-6].

Walnut is an important tree with multi-purpose uses so that it can be used in gardening for the fruit, in the forest for its valuable wood and in pharmacy as an herb [7]. This research was done in order to compare and analyze the allelopathic effect of various organs of walnut tree in different concentrations on the germination characteristics of wheat.

MATERIALS AND METHODS

In order to study the allelopathic effect of the extract of various organs of walnut trees on germination of wheat, an experiment was conducted in a completely accidental plan with 10 treatments and 4 replications in the Laboratory of Department of Agriculture and Resources of I.A.U. of Borujerd. The experimental treatments contained 25, 50 and 100% of the extract of organs like the root, leaf and the green skin of walnut fruit. The root organ was taken from a three year old tree and it was drained with the purpose of extract from the mentioned organs. The action of draining was done in the shadow and it continued until reaching to the stable weight. Out of each organ ten percent strong weight extract-a mass (50g with 500ml water) was prepared by putting it on the shaker machine for 24 hours. Four layers of cotton fabric have been used to separate the plant's tissues and solid organs from the extract [8]. Then it was centrifuged with the speed of 2000 rpm for 15 minutes. In the next step, by adding distilled water to these strong extracts, aqueous extracts with the concentrations of zero (control) 25, 50 and 100% were made. Thirty wheat seeds were

placed in every Petri dish containing filter paper and for each treatment four replications were repeated. According to the plan, 7ml from the prepared aqueous extract from every organ with various concentrations was added to the Petri dishes containing seeds. The Petri dishes were placed inside the garments and in temperature of 20°C. The first count of germinated seeds was done 48 hours later. The seeds which were germinated for 2ml were considered as grown seeds.

At the end of the experiment of germination rate, the percentage of germination, the length of the root, the shoot and fresh & dry weight of the seedling were measured. In this experiment, the total weight of the seedling has been considered as the seedling weight. To measure the dry weight, 7 days after the beginning of the experiment, the samples were kept in the oven for 24 hours at the temperature of 70°C. The following parameters, previously reported by other [9].

$$\text{Rate of germination (RG)} = \sum_i^d 1 \frac{ni}{di}$$

Where,

N is a daily increase in seedling number

D is the number of days from seed placement

The data analysis was done by a piece of software called SPSS 15. Moreover, the average of the data was compared by use of Duncan and with the probability level of 1%.

RESULTS AND DISCUSSION

The results indicate that the studied wheat seeds reacted differently toward the extract received from

various levels of organs of walnut tree. Results depicted that various organs of walnut tree by having an allelopathic effect on the total number of germinated seeds reduced the germinated seeds in each day. The percentage and the rate of germination decreased significantly by increasing the concentration of extracts when compared with control. Previous studies also revealed that allelopathic materials of the walnut leaf reduced wheat germination [6]. In an experiment proved that Juglone and the extract of walnut leaf have a deterrent effect on photosynthesis, respiration, growth speed of the root and the stem in corn and soya plants which are cultivated in hydroponic environments [10]. The results indicated that the extract of walnut's organs prevents germination moreover it prevents the stem's growth so that in the concentration of 100 percent, a reduction of 73/64 to 97/04 was observed.

Percentage and Rate of Germination: The results indicated that the percentage of the germination of wheat seed significantly reduces under the influence of the extract of walnut's organs. 100% concentration of root's extract reduced the percentage of germination to 26/7% and the 100% concentration of the fruit reduced the germination to 84/17% compared with Control. Among the used treatments, the least reduction of germination after Control treatment belongs to 25-percent-treatment of root extract (Fig. 1).

The results show that different concentrations of the extracts of walnut tree's organs have a significant effect on germination rate of wheat seed (Fig. 2). The achieved results from comparing the means of germination rates of wheat seeds indicate that by increasing the concentration of the extract, germination rate decreases, this amount was

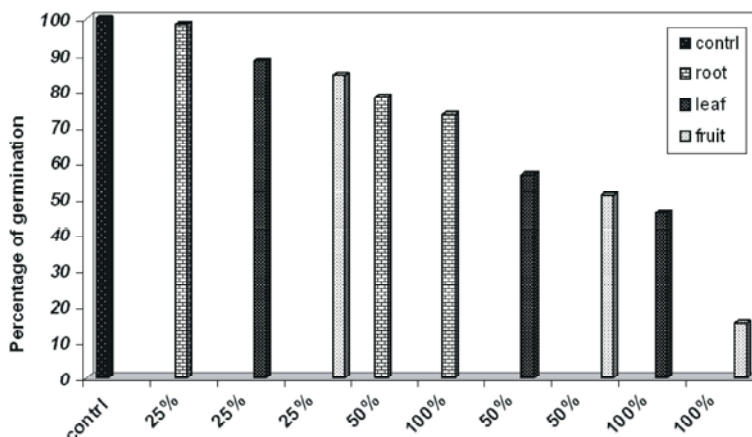


Fig. 1: The percentage of germination of wheat in various concentration of walnut's organs

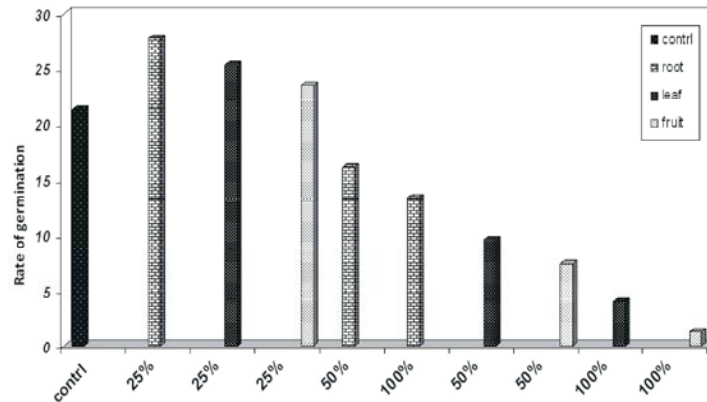


Fig. 2: The rate of germination of wheat in various concentration of walnut's organs

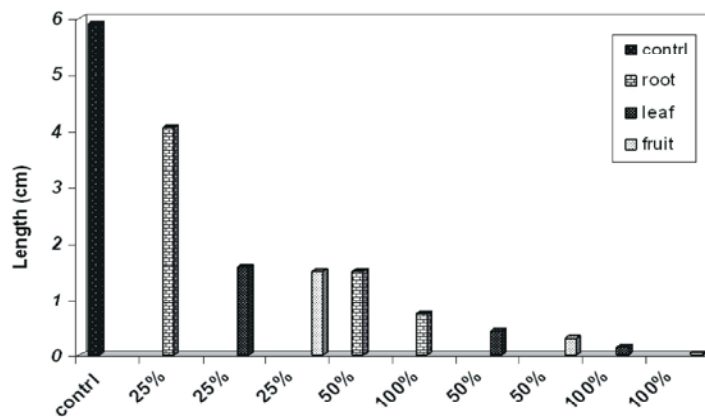


Fig. 3: The average of fresh weight of wheat in various concentration of walnut's organs

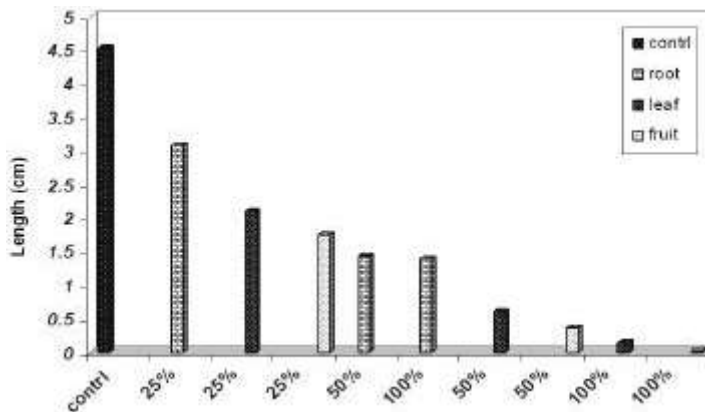


Fig. 4: The percentage of the length of the stem of wheat in various concentration of walnut's organs

respectively for concentrations of 25, 50 and 100 percent for the root of 13/5, 16/2 and 27/83, for the leaf of 4/1, 9/65 and 25/4 and for the extract of fruit's green skin 1/35, 7/05 and 23/55. The increasing of growth rate in low concentrations decreased remarkably because of the delay in germination and its notable reduction in high concentrations was because of not germinating (Fig. 2).

Length of Shoot and Root: Results show the length of the shoot and root notably decrease under the influence of the extract of walnut tree's organs. Results gained from comparing the means indicate that the tallest length of the root (5/896 cm) is related to control treatment and the shortest length of the shoot is related to 100-percent-treatment of the extract of walnut fruit's green skin (/04 cm) (Fig. 3).

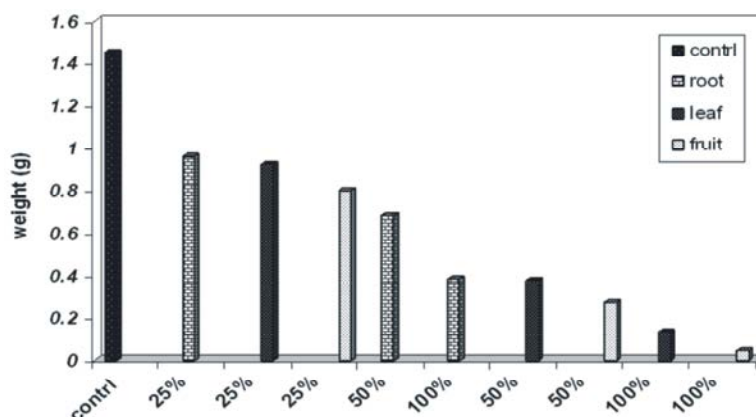


Fig. 5: The average of fresh weight of wheat in various concentrations of walnut's organs

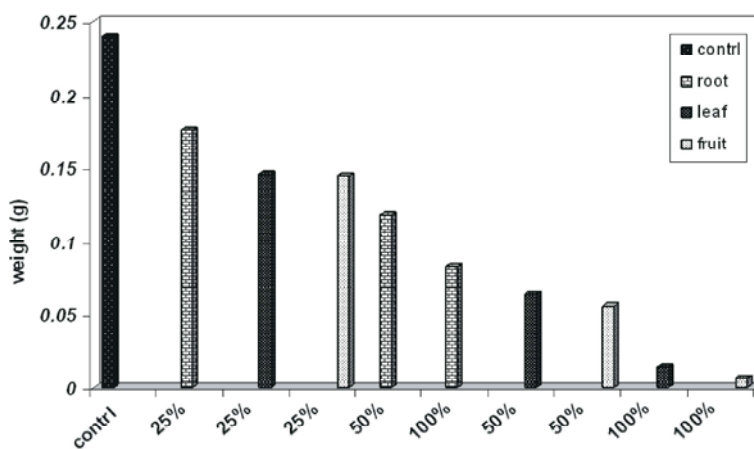


Fig. 6: The average of dry weight of wheat in various concentration of walnut's organs

The results achieved by comparing the means show the longest length of the stem (4/535 cm) belongs to control treatment and the shortest one belongs to 100% treatment of fruit's green skin (Fig. 4).

Seedling's Fresh and Dry Weights: The extracts of various organs in 25% concentration had the least influence on seedling's weight, this amount is respective for the concentration of 25% of root, leaf and fruit's green skin 34/14, 36/61 and 44/87% (Fig. 5).

Moreover, seedling's dry weight remarkably reduced under the influence of different extracts of walnut's organs (Fig. 6). This amount for concentrations of 100% of root, leaf and the fruit's green leaf is 73/34, 93/75 and 97/09%, respectively. The smallest percentage of reduction of seedling's dry weight belongs to the treatment of 25% of the root 22/67% (Fig. 6).

The result of this research indicates the allelopathic effects not only lead to the reduction of germination rate but they also cause delay in germination, decrease of the length of the root and stem and reduction of seedling's

weight. Delay in germination can have a negative effect in comparison with other plants which in turn can exacerbate the allelopathic effects and plant's being weaker. A plant which owns weaker roots will fail in terms of environmental stresses such as low soil moisture or nutritional stresses with other plants. Moreover, allelopathic compounds can be effective on hairy roots and other roots of the plant and this phenomenon is a reason of reduction of water uptake in the plant [11].

Walnut leaks juglone to its environment during its lifelong time [12]. Juglone has been isolated from many plants in the walnut family (Juglandaceae) including *Juglans nigra*, *Juglans regia* and others [13]. Juglone is phytotoxic, but the mechanisms of growth inhibition have not been fully explained [14]. Juglone (5-hydroxy-1,4-naphthoquinone) is a chemical compound in walnut's allelopathy [15]. Juglone exists in the leaves, stem, tree's skin, fruit's skin and roots which are oxidized to 5-hydroxy-1,4-naphthoquinone when exposed to soil or air [16]. So far, the effect of juglone has been studied in a lot of studies. In an experiment it is mentioned that

juglone and the extract of walnut leaf leads to quality and quantity yield reduction of strawberries.

The results gained by this study show that wheat plant reacts differently toward the extracts of various organs of the walnut and these reactions increases by increasing the percentage of the used extract and this is because of the difference in the amount of Juglone in various organs during the growth season. With more researches on this issue, it is possible that by using juglone in preparing poisons and herbicides to take use of this compound as a suitable substitute for pest control, diseases and weeds. Also, by studying the various organs of wheat and analyzing their sensitivity degree to this compound we can begin to produce resistant varieties to it. More information on this issue is in need of more researches.

ACKNOWLEDGMENTS

We must pay our best thanks to Mr. Hossein Vosogh and Ms Akram Khandani for their cooperation in different stages of this research.

REFERENCES

- Inderjit, K. and L. Keating, 1999. Allelopathy: Principal and Practice. John Promises for Biological Control in: Advance in Agronomy, (Eds). Sparks D.L., academic press, 67: 141-231.
- Kiarostami, K., 2004. Allelopathic effect of weeds on germination and seedling growth of different cultivars of wheat. Pajouhesh-va-sazandegi, 16: 66-73.
- Alsaadawi, I.S., K.H.Y. Zwain and H.A. Shahata, 1998. Allelopathic inhibition of growth of rice by wheat residues. Allelopathy Journal, 5: 163-169.
- Eghbali, Sh., M. Rashed Mohasel, A. Nursery Mahalati and M. Kazerooni, 2008. Allelopathic effects of saffron on the Chromium residue and shoot growth of wheat, rye, vetch and beans. Iranian journal of field crops research, 6(2): 227-234.
- Lehman, M.E. and U. Blum, 1997. Cover crop debris effects on weed emergence as modified by environmental factors. Allelopathy Journal, 4: 69-88.
- Roohi, A., M. Saeedi and P. Nikazad, 2009. Allelopathic effects of aqueous extract of walnut (*Juglans regia*) on germination and seedling growth characteristics of wheat (*Triticum astivum*), onion (*Allium cepa*) and lettuce (*Lactuca sativa*). Journal of field crops research, 7(2): 457-464.
- Ebrahimi, A., M.R. Fatahi, Z.A. Zamani and K. Vahdati, 2009. An investigation on genetic diversity of 608 Persian walnut accessions for screening of some genotypes of Superior traits. Iranian journal of horticultural sciences (Iranian journal of agricultural sciences), 40(4): 83-94.
- Ghorbani, M.L., G.R. Bakhshi Khaniki and A. Shojaei, 2008. Examination of the effects of Allelopathy of *Artemisia sieberi* Besser subsp. Siberia on seed germination and *Avena lodoviciana* and *Amaranthus retroflexus* seedling growth. Pajouhesh-va-sazandegi, 21: 129-134.
- Jefferson, L.V. and M. Pennacchio, 2003. Allelopathic effects of foliage extracts from four *Chenopodiaceae* species on seed germination. Journal of arid environments, 55(2): 275-285.
- Jose, S. and A.R. Gillespie, 1998. Allelopathy in black walnut (*Juglans nigra* L.) Alley cropping. II. Effects of juglan on hydroponically grown corn (*Zea mays* L.) and soybean (*Glycine max* L. Mar.) Growth and physiology. Plant and soil, 203(2): 199-206.
- Chon, S.U., H.G. Jang, D.K. Kim, Y.M. Kim, H.O. Boo and Y.J. Kim, 2005. Allelopathic potential in lettuce (*Lactuca sativa* L.) Plants. Scientia horticulture, 106: 309-317.
- Scott, R. and W.C. Sullivan, 2007. A review of suitable companion crops for black walnut. Agroforestry systems, 71(3): 185-193.
- Prataiviera, A.G., A.H. Kuniyuki and K. Ryugo, 1983. Growth inhibitors in xylem exudates of persian walnuts (*Juglans regia* L.) and their possible role in graft failure. J. Am. Soc. Hort. Sci, 108: 1043-1045.
- Hejl, A.M. and K.L. Koster, 2004. Disrupts root plasma membrane H⁺-ATPase activity and impairs water uptake, root respiration and growth in soybean (*Glycine max*) and corn (*Zea mays*). Journal of chemical ecology, 30: 453-471.
- Terzi, I. and I. Kocacaliskan, 2009. Alleviation of juglone stress by plant growth regulators in germination of cress seeds. Scientific research and essay, 4(5): 436-439.
- Rietveld, W.J., 1983. Allelopathic effects of juglone on germination and growth of several herbaceous and woody species. Journal of chemical ecology, 9: 295-308.